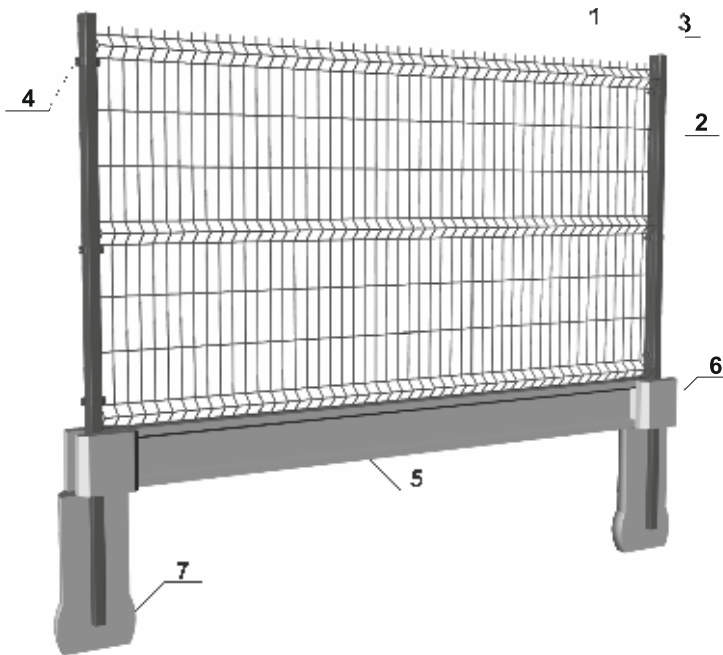




## PANEL FENCES - FOKUS LIGHT



|   |                       |
|---|-----------------------|
| 1 | FENCE PANEL           |
| 2 | PANEL POST 40x60      |
| 3 | CAP                   |
| 4 | MOUNTING CLAMP        |
| 5 | PRECAST CONCRETE      |
| 6 | CONCRETE CONNECTOR    |
| 7 | MONOLITHIC FOUNDATION |

The Fokus Light panels are welded according to the standard: PN-EN 10223-7:2013-05. Anticorrosive protection – hot-dip galvanisation performed in accordance with the PN-EN ISO 1461 standard, or galvanisation and additional powder coating, performed in a modern powder paint shop, certified with the QUALISTEELCOAT, license number E-1302.

The Fokus Light System is a combination of durability, simple assembly and a wide range of uses. It works both as residential and industrial fencing. Its functionality, aesthetics and ease of assembly result in its broad application in sports facilities, military facilities, airports, allotment gardens and parks.

Fokus Light panels are characterised by the presence of pressed beams and are made of 46 vertical wires welded perpendicularly with horizontal wires. The application of beams along the entire length of the panels contributes to its rigidity.

In order to meet all your expectations, we produce our panels in various sizes and two wire thickness versions:

- Fokus Light – Ø 5 mm +/-0.5 mm
- Fokus ECO Light – Ø 4 mm +/-0.5 mm
- Total panel width: 2505 mm

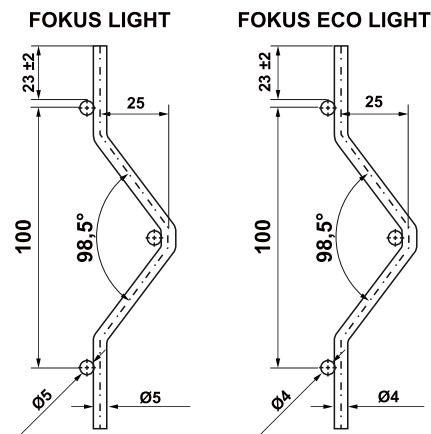
Axial spacing between vertical wires: 55 mm +/- 3 mm  
 Axial spacing between horizontal wires: 200 mm +/- 4 mm  
 Standard colours: green RAL6005, anthracite grey RAL7016, brown RAL8017, black RAL9005.  
 We can also deliver bespoke panels in any colour from the RAL colour chart.

A system of clamps allows the Fokus panel to be mounted to posts made with a 60X40 profile:  
 -between posts, using the OM-1 clamp (post spacing 2.58 m)  
 -to the post, using the OM-2 clamp (post spacing 2.51 m)

**FOKUS LIGHT**

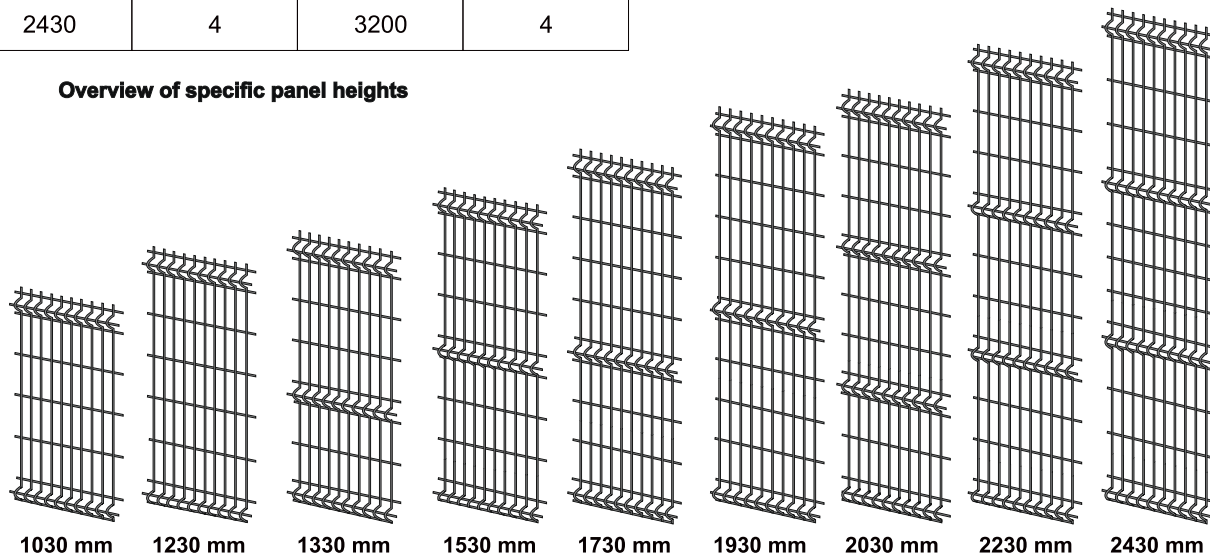


| Panel height (mm) | Number of bends | Post height (mm) | Number of clamps |
|-------------------|-----------------|------------------|------------------|
| 1030              | 2               | 1600             | 2                |
| 1230              | 2               | 1800             | 2                |
| 1330              | 3               | 2000             | 3                |
| 1530              | 3               | 2200             | 3                |
| 1730              | 3               | 2400             | 3                |
| 1930              | 3               | 2600             | 4                |
| 2030              | 4               | 2800             | 4                |
| 2230              | 4               | 3000             | 4                |
| 2430              | 4               | 3200             | 4                |



All dimensions in mm

Overview of specific panel heights



Mounting clamp types:

OM-1

Outermost



Intermediate



Corner



OM-2

